








WDM20	WDM120TX	WDM240TX	WDM360TX
			
Light- or Medium-Duty 2-Speed Drink Mixer	Heavy-Duty Single-Head Electronic Drink Mixer	Heavy-Duty Double-Head Electronic Drink Mixer	Heavy-Duty Triple-Head Electronic Drink Mixer
MOTOR POWER			
1 HP (1 MOTOR)	1 HP (1 MOTOR)	1 HP (2 MOTORS)	1 HP (3 MOTORS)
RPM (LOW/MEDIUM/HIGH)			
16,000/22,000	16,000/19,000/22,000	16,000/19,000/22,000	16,000/19,000/22,000
NUMBER OF SPEEDS			
2 Speeds Via Toggle Switch	3 Speeds + PULSE Via Electric Controls	3 Speeds + PULSE Via Electric Controls	3 Speeds + PULSE Via Electric Controls
USER-REPLACEABLE MOTOR			
Yes	Yes	Yes	Yes
NUMBER OF STAINLESS STEEL MALT BEVERAGE CUPS INCLUDED			
1	1	2	3
TIMER			
No	Yes	Yes	Yes
REMOVEABLE CUP ACTUATOR FOR EASY CLEANING			
Yes	Yes	Yes	Yes
HOUSING MATERIAL			
Plastic & Stainless Steel	Powdered-Coated Die-cast Steel	Powdered-Coated Die-cast Steel	Powdered-Coated Die-cast Steel
WARRANTY			
Limited One-Year Warranty	Limited One-Year Warranty	Limited One-Year Warranty	Limited One-Year Warranty

AGITATORS INCLUDED PER MODEL	CAC112	CAC123	036627*
	SOLID AGITATOR for Hard Ice Creams and Aerating for Increased Yield 	BUTTERFLY AGITATOR for Softer Ice Creams and Mix-ins 	WAGON WHEEL AGITATOR for the Toughest of Mixes 
WDM20	1	—	—
WDM120TX	1	1	—
WDM120TXW*	1	1	1
WDM240TX	2	2	—
WDM240TXW*	2	2	2
WDM360TX	3	3	—
WDM360TXW*	3	3	3

*Wagon wheel agitator included in TXW models only.